

Application - Drylok™ is designed to safely transfer hazardous corrosive, volatile liquids such as acids, solvents and petrochemicals. An interlocking handle averts accidental spills by preventing uncoupling while the valve is open. And, the unit's flat face minimizes fluid loss, further reducing exposure to risk during operation. Drylok™ is ideal for all kinds of hazardous fluids where product loss is a problem, such as high-pressure lines, high flow rates, slurries, and gases.

Features

Driest disconnect in the industry – less than 1-cc of fluid loss from a 3" unit.

Unprecedented safety – meets or exceeds all of today's stringent emission and worker safety requirements set by EPA, OSHA, and others. Drylok™ cannot be uncoupled while the valve is open.

Ideal for high-pressure line applications – can be opened and closed against 150 psi maximum head pressure.

Optimum flow rate – less obstruction in easy-flow interior optimizes the flow rate in high-pressure or high-viscosity applications.

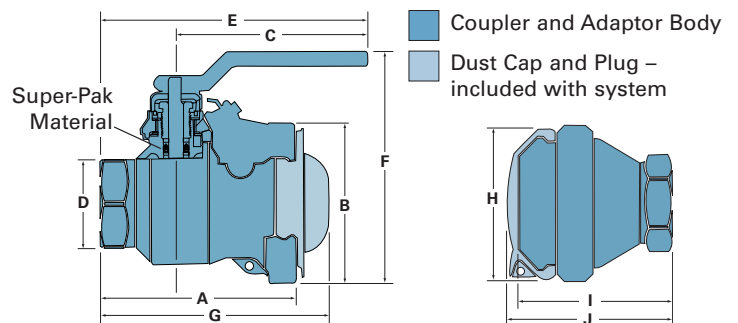
Ease of use – simple lever action connects valve to coupler and opens and closes the flow. 360° orientation ensures proper seating and alignment. No clamps, clips, loops or tabs that can cause operator error.

Available in 1", 2" and 3" sizes.

Standard O-ring seals for longevity and economy.

Adjustable packing nut with V-type material provides a continuous compression, emission-free seal on handle shaft.

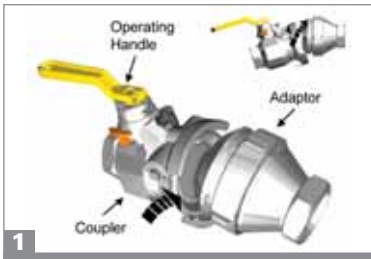
Available in 316 Stainless Steel, Alloy 20® or Hastelloy® C with NPT, BSP, ASME Flanged, BW, and SW end connections.



Super-Pak valve seal system on 2" and 3" models.*

*Super-Pak valve seal is a V-Type 75% Teflon® and graphite blend, pressure energized packing. The packing nut can be tightened to stop leaks and emissions.

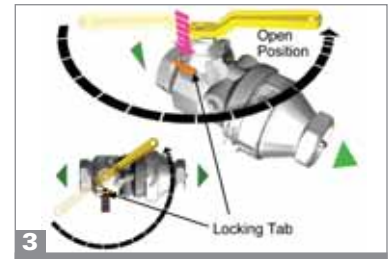
DIMENSIONS		Size indicates NPT Pipe Thread		
SIZE	1"	2"	3"	
A	3-21/64" 85.6mm	6-3/16" 173mm	7-3/4" 196.9mm	
B	2-15/32" 62.7mm	5" 127mm	6-3/16" 157.2mm	
C	5-3/8" 136.5mm	6" 152.4mm	8-3/4" 222.3mm	
D	1-7/8" 47.6mm	2-3/4" 69.9mm	4" 101.6mm	
E	6-3/4" 171.5mm	8-3/8" 212.7mm	12" 304.8mm	
F	4-37/64" 116.3mm	7-1/4" 184.2mm	8-31/32" 227.8mm	
G	3-33/64" 89.3mm	7-7/32" 183.4mm	8-49/64" 197.3mm	
H	2-5/32" 54.9mm	5" 127mm	5-1/2" 139.7mm	
I	3-3/16" 81mm	4-15/16" 125.4mm	6-7/8" 174.6mm	
J	3-3/4" 95.3mm	5-5/16" 134.9mm	7-17/64" 184.7mm	
CONNECTED	6-1/16" 153.9mm	10-1/6" 255.5mm	13-3/8" 339.7mm	



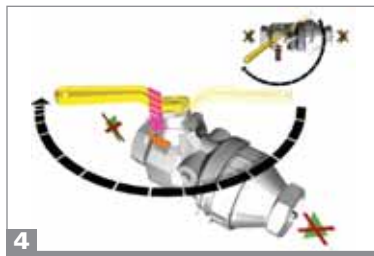
Push coupler onto adaptor by first engaging lower jaw of coupler under lip of adaptor and tilting the coupler upward to engage top jaw.



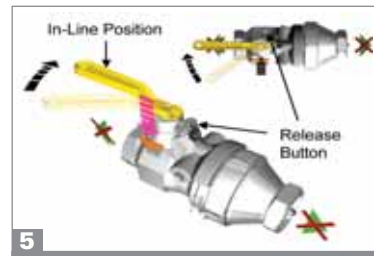
Turn handle counter-clockwise until lock engages. Coupler and adaptor are locked together but valve is closed.



Press button on coupler down and turn handle counter-clockwise until it locks. Valve is now open and product will flow.



To disconnect - press button on coupler and rotate handle clockwise until it locks. Valve is now closed.



Press button on coupler down and turn handle clockwise to the "In-Line" position. Press tab on opposite side of coupler to release the upper jaw and move coupler away.